

MID-LEVEL INFRARED DRYERS


LITTLERed X1

**15 YEAR
HEATER WARRANTY**

All LittleRed series dryers have a tilting heater design. Works great for curing hats!!



LR-X1-30
120V available



LR-X1-54



Chamber only is a great addition onto any existing LittleRed, EconoRed or BigRed dryer

CE CERTIFIED
BY CERTIFICATION EXPERTS
THE NETHERLANDS

Single Infrared Element LR-X1-30

2,600w @240V
2,000w @120V

30" (76cm)

24" (61cm)

48" (122cm)

18" (46cm)

177 CFM (5 CMM)

130+/hr (240v) - 90+/hr (120v)

45+/hr (240v or 120v)

Single Infrared Element LR-X1-54

5,200w @240V

54" (137.2cm)

48" (122cm)

66" (168cm)

18" (46cm)

388 CFM (11 CMM)

260+/hr

90+/hr

Total Wattage

Belt Width

Heater Width**

Conveyor Length

Chamber Length

Powered Exhaust

Cure Times: Plastisol @ 50 secs.*

Waterbased/Discharge @ 70 secs.*

Features

- HEAVY DUTY** "X-Series" Conveyor Belt Roller Tracking System with 30" (76 cm) or 54" (137 cm) wide Teflon coated fiberglass belt
- ACCURATE** Digital PID Temperature controller is accurate to +/-1°F
- ADJUSTABLE** 2" - 7" (5 - 17.7 cm) belt-to-heater clearance, adjustable separately on each side for each heater
- EXHAUST** Powered exhaust to remove fumes and moisture
- CONSISTENT** DC belt speed control w/ digital display
- EXPANDABLE** Add 18" (46cm) and 36" (92 cm) chambers and/or 18" (46 cm) belt extensions

Options

- Additional chambers can be added as well as belt extensions
- Heavy duty belt motor
- Locking casters for easy mobility
- Chambers can be purchased separately to add onto any LittleRed, EconoRed and BigRed dryer
- UL and ULc Certified

* Production speeds are estimates are based on 16" centers and will vary depending on ink manufacturer, humidity of shop, and other variables.

** Recommended maximum image width = heater width minus 4" (10cm).




MID-LEVEL INFRARED DRYERS

LITTLERed SERIES



LR-X2-30



LR-X2-54

**15 YEAR
HEATER WARRANTY**



LR-X3-30



LR-X3-54

All LittleRed series dryers have a tilting heater design. Works great for curing hats!!



	Dual Infrared Elements LR-X2-30	Dual Infrared Elements LR-X2-54	Three Infrared Elements LR-X3-30	Three Infrared Elements LR-X3-54
Total Wattage	5,200w @240V	10,400w @240V	7,800w @240V	15,600w @240V
Belt Width	30" (76cm)	54" (137.2cm)	30" (76cm)	54" (137.2cm)
Heater Width**	24" (61cm)	48" (122cm)	24" (61cm)	48" (122cm)
Conveyor Length	84" (2.13m)	84" (2.13m)	88" (2.24m)	88" (2.24m)
Chamber Length	36" (92cm)	36" (92cm)	41" (104cm)	41" (104cm)
Powered Exhaust	177 CFM (5 CMM)	388 CFM (11 CMM)	388 CFM (11 CMM)	550 CFM (15.6 CMM)
Cure Times: Plastisol @ 25 secs.*	260+/hr	520+/hr	360+/hr	720+/hr
Waterbased/Discharge @ 70 secs.*	90+/hr	180+/hr	120+/hr	240+/hr

Features

- HEAVY DUTY** "X-Series" Conveyor Belt Roller Tracking System with 30" (76 cm) or 54" (137 cm) wide Teflon coated fiberglass belt
- ACCURATE** Digital PID Temperature controller is accurate to +/-1°F
- ADJUSTABLE** 2" - 7" (5 - 17.7 cm) belt-to-heater clearance, adjustable separately on each side for each heater
- EXHAUST** Powered exhaust to remove fumes and moisture
- CONSISTENT** DC belt speed control w/ digital display
- EXPANDABLE** Add 18" (46cm) and 36" (92 cm) chambers and/or 18" (46 cm) belt extensions

Options

- Additional chambers can be added as well as belt extensions
- Heavy duty belt motor (Standard on X2-54)
- Locking casters for easy mobility
- UL and ULc Certified


* Production speeds are estimates are based on 16" centers and will vary depending on ink manufacturer, humidity of shop, and other variables.
 ** Recommended maximum image width = heater width minus 4" (10cm).



D-100, D-1000, & LittleRed Technical Specifications



	D-100	D-1000	LR-X1-30	LR-X2-30	LR-X1-54	LR-X2-54	LR-X3-30	LR-X3-54
Heater Warranty	15 Year	15 Year	15 Year	15 Year	15 Year	15 Year	15 Year	15 Year
Defect Warranty	3 Year	3 Year	3 Year	3 Year	3 Year	3 Year	3 Year	3 Year
Shirts / Hr Plastisol	110+@ 25 secs.	110+@ 25 secs.	90+(120V)/130+(240V) @ 25 secs.	260+@ 25 secs.	260+@ 25 secs.	520+@ 25 secs.	360+@ 25 secs.	720+@ 25 secs.
Shirts/hr w/b/discharge	50+@ 70 secs.	50+@ 70 secs.	45+@ 70 secs.	90+@ 70 secs.	90+@ 70 secs.	180+@ 70 secs.	120+@ 70 secs.	240+@ 70 secs.
Belt Speed	0.6-7.4 FPM (0.18-2.3 MPM)	0.6-7.4 FPM (0.18-2.3 MPM)	0.6-7.4 FPM (0.18-2.3 MPM)	1.4-17.7 FPM (0.4-5.4 MPM)	0.6-7.4 FPM (0.18-2.3 MPM)	1.4-17.7 FPM (0.4-5.4 MPM)	1.4-7.4 FPM (0.18-2.3 MPM)	1.4-7.4 FPM (0.18-2.3 MPM)
Exhaust (Free Air)	n/a	n/a	177 CFM (5 CMM) optional	177 CFM (5 CMM)	388 CFM (11 CMM) optional	388 CFM (11 CMM)	388 CFM (11 CMM)	550 CFM (15.6 CMM)
Exhaust Diameter	n/a	n/a	3" (7.62 cm)	3" (7.62 cm)	3" (7.62 cm)	4" (10.16 cm)	4" (10.16 cm)	4" (10.16 cm)
Overall Length	46" (117 cm)	46" (117 cm)	48" (122 cm)	84" (213 cm)	66" (168 cm)	84" (213 cm)	88" (224 cm)	88" (224 cm)
Overall Width	24" (61 cm)	32" (81 cm)	41" (105cm)	41" (105 cm)	65" (166 cm)	65" (166 cm)	41" (105 cm)	65" (166 cm)
Overall Height	24" (61 cm)	24" (61 cm)	48" (122cm)	50" (127 cm)	48" (122cm)	50" (127 cm)	50" (127 cm)	50" (127 cm)
Belt Width	18" (45.7 cm)	26" (66 cm)	30" (76 cm)	30" (76 cm)	54" (137cm)	54" (137cm)	30" (76cm)	54" (137cm)
Chamber Length	18" (45.7 cm)	18" (45.7 cm)	18" (46cm)	36"(92 cm)	18" (46cm)	36"(92 cm)	41"(104cm)	41"(104cm)
Chamber Infeed Width	19.5" (49.5 cm)	27.75" (70.5 cm)	33.5" (85cm)	33.5" (85 cm)	58.5" (149 cm)	58.5" (149 cm)	33.5" (85 cm)	58.5" (149 cm)
Chamber Infeed Height(adjustable)	2" - 7" (5 - 17.7 cm)	2" - 7" (5 - 17.7 cm)	2" - 7" (5 - 17.7 cm)	2" - 7" (5 - 17.7 cm)	2" - 7" (5 - 17.7 cm)	2" - 7" (5 - 17.7 cm)	2" - 7" (5 - 17.7 cm)	2" - 7" (5 - 17.7 cm)
Heat Range (@ Heater)	0-750 F° (0-399 C°) @ 120 or 240V	0-750 F° (0-399 C°) @ 120 or 240V	0-900F° (0-482C°) @ 240V 0-750F° (0-399C°) @ 120V	0-900 F° (0-482 C°) @ 240V	0-900 F° (0-482 C°) @ 240V	0-900 F° (0-482 C°) @ 240V	0-900 F° (0-482 C°) @ 240V	0-900F° (0-482C°) @ 240V
Heater Size	16"x16"(40.6x40.6 cm)	16"x20"(40.6x50.8 cm)	12" x 24" (30 x 61 cm)	12" x 24" (30 x 61 cm)	12" x 48" (30 x 122 cm)	12" x 48" (30 x 122 cm)	12" x 24" (30 x 61 cm)	12" x 48" (30 x 122 cm)
Total Wattage	1,625 Watts	2,025 Watts	240V / 1 @ 2,600 Watts 120V / 1 @ 2,000 Watts	2,600 = 5,200 Watts	5,200 Watts	10,400 Watts	7,800 Watts Total	15,600 Watts Total
Cost/hr to operate based on 10 cents/kwh	16 cents	20 cents	26 cents @ 240V 20 cents @ 120V	52 cents	52 cents	\$1.04	78 cents	1.56 cents
Electrical Specs** Chamber	120V / 12.5A / NEMA 5-15P 240V / 6.5A / 1 Ph. / NEMA 6-15P	120V / 16.5A / NEMA 5-20P 240V / 8.2A / 1 Ph. / NEMA 6-15P	240V / 11A / 1 Ph. / NEMA 6-15P 120V / 16.5A / NEMA 5-20P	240V / 21.6A / 1 Ph. / 3 wire 50/60HZ	240V / 22A / 1 Ph. / 3 wire 50/60HZ	240V / 44A / 1 Ph. / 3 wire 50/60HZ	240V / 34A / 1 Ph. / 3 wire 50/60HZ	240V / 68A / 1 Ph. / 3 wire 50/60HZ
Electrical Connection	Cordset Included	Cordset Included	Cordset Included	All amps shown are FLA (Full Load Amps), not recommended line size! Dryers on this page must be hard wired to the power terminal provided. A licensed electrician must be consulted and should refer to articles, 210.20(a), 215.3 and 310 of the NEC code.				
Optional Power	208V	208V	208V	208V	208V 380V	208V 380V	308V	308V
Unit Weight	89 lbs (41 kg)	114 lbs (52 kg)	172 lbs (78 kg)	304 lbs (138 kg)	380 lbs (173 kg)	480 lbs (218 kg)	424 lbs (193 kg)	Call for details
Shipping Weight**	Box 1 - 57 lbs (26 kg) Box 2 - 16 lbs (7.3 kg) Box 3 - 21 lbs (9.6 kg) Boxes on skid - 115 lbs (52 kg)	Box 1 - 17 lbs (7.7 kg) Box 2 - 24 lbs (10.9 kg) Box 3 - 35 lbs (15.9 kg) Box 4 - 43 lbs (19.5 kg) Boxes on Skid—215 lbs (97.5 kg)	300 lbs (136 kg)	495 lbs (225 kg)	550 lbs (250 kg)	638 lbs (290 kg)	548 lbs (249 kg)	828 lbs (376 kg)
Shipping Dimensions**	Box #1 - 51.5x25x8" (131x64x20 cm) Box #2 - 21x21x7" (53x53x18 cm) Box #3 - 25x18x6" (64x46x15 cm) On Skid - 52x26x22" (132x96x51cm)	Box #1 - 27x21x7" (69x54x18 cm) Box #2 - 31x21x9" (79x54x23 cm) Box #3 - 36x31x8" (92x79x21 cm) Box #4 - 36x31x8" (92x79x21 cm) On Skid - 49"x37"x26" (125x94x66 cm)	25" x 48" x 35" (64 x 122 x 89 cm)	50" x 48" x 40" (127 x 122 x 102 cm)	70" x 42" x 58" (178 x 107 x 148 cm)	70" x 42" x 58" (178 x 107 x 148 cm)	49" x 45" x 56" (125 x 115 x 143 cm)	69" x 49" x 58" (176 x 125 x 148 cm)



1 in = 2.54 cm
1 lb = 0.454 kg

* Production speeds are estimates are based on 16" centers and will vary depending on ink manufacturer, humidity of shop, and other variables.
**All shipping weights and dimensions are for continental US shipping only. Call for other shipping specifications. Ex-works from Bethlehem, PA.